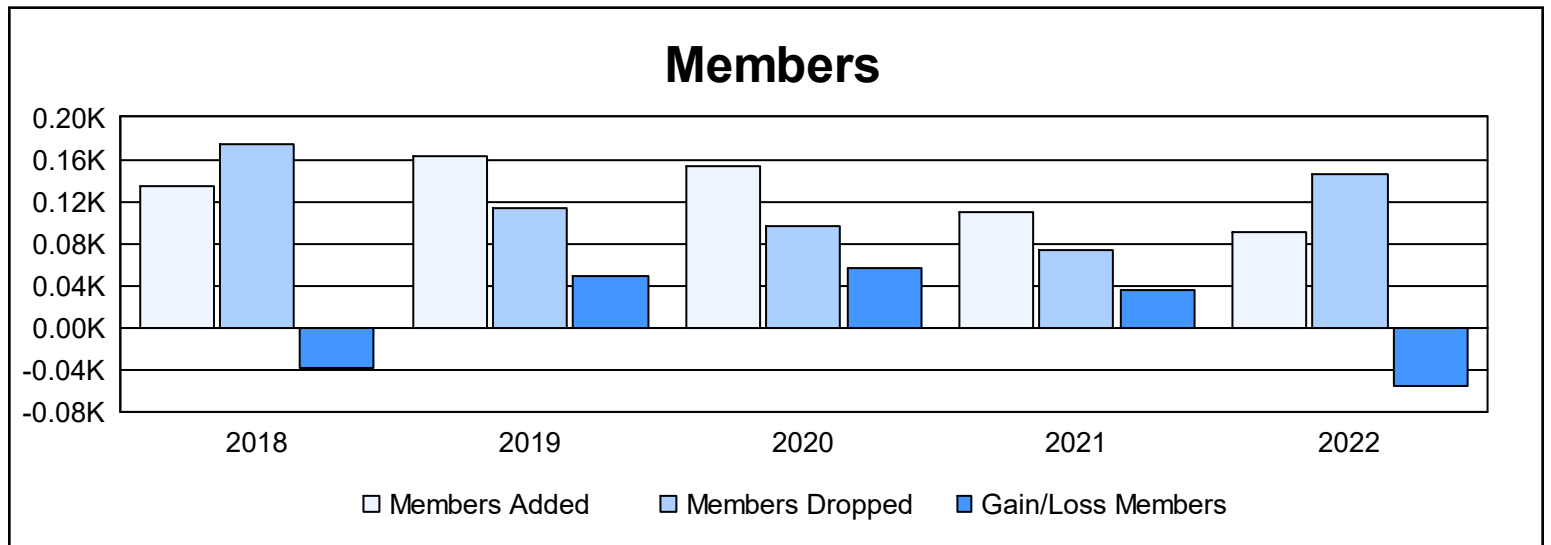
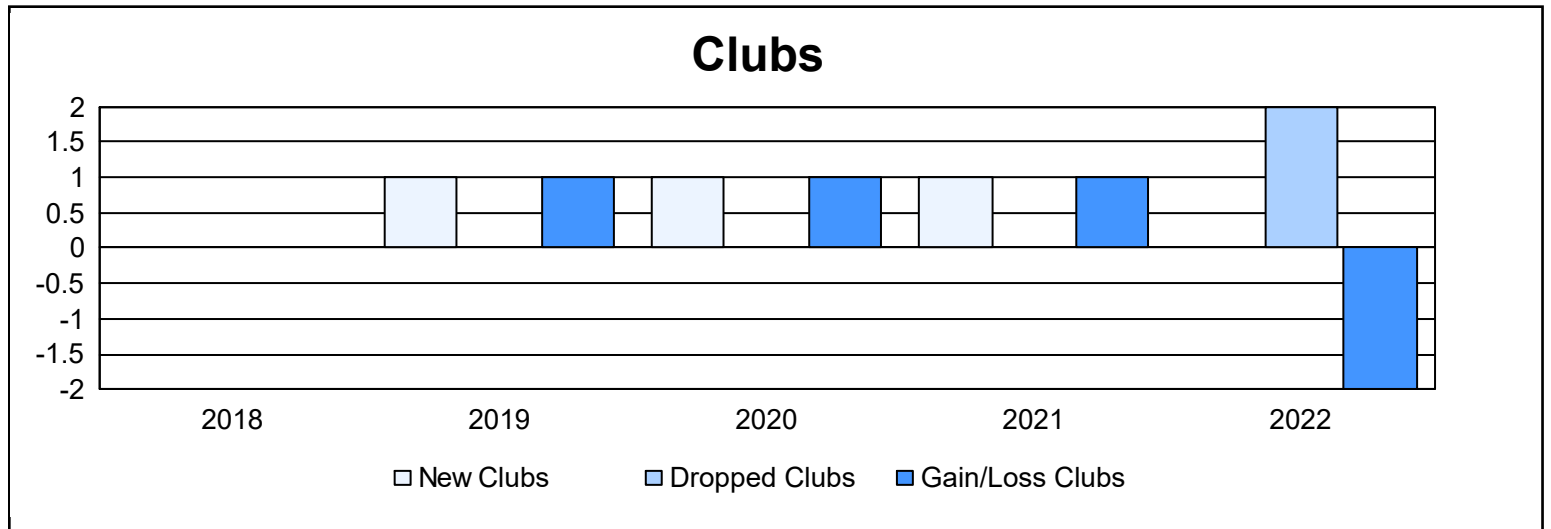
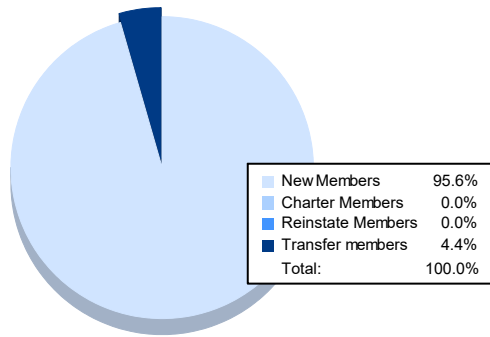


Year	New Clubs	Dropped Clubs	Gain/ Loss Clubs	New Members	Charter Members	Reinstate Members	Transfer Members	Total Member Added	Total Members Dropped	Gain/ Loss Members
2017-2018	0	0	0	125	1	6	3	135	174	-39
2018-2019	1	0	1	137	20	0	5	162	114	48
2019-2020	1	0	1	122	25	0	6	153	97	56
2020-2021	1	0	1	80	23	0	6	109	74	35
2021-2022	0	2	-2	86	0	0	4	90	145	-55
<b>Average</b>	<b>1</b>	<b>0</b>	<b>0</b>	<b>110</b>	<b>14</b>	<b>1</b>	<b>5</b>	<b>130</b>	<b>121</b>	<b>9</b>



### Membership Composition June 2022 Cumulative



### Gender Composition June 2022 Cumulative

